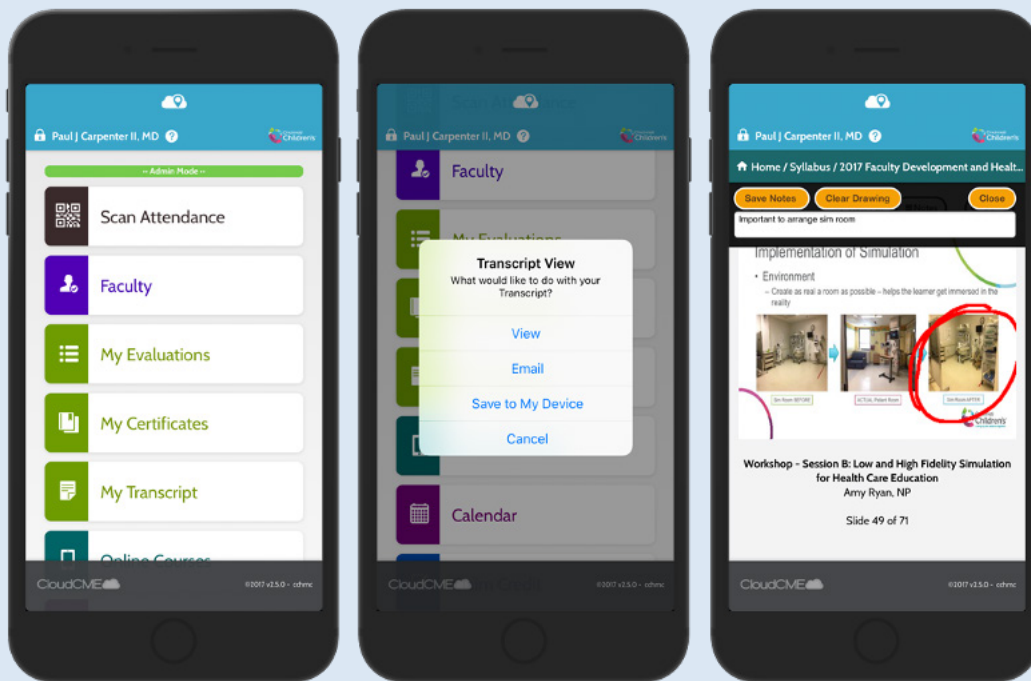


How to use the mobile app

The CloudCME® mobile app provides quick access to most of the CloudCME® functions. You only need to download the app and login once. Then you will be able to use all of the app's functions.



Download Links

Download the app for free from the app store and login using their organizational code (which is the prefix for your CloudCME® portal url, xxxx.cloud-cme.com) and then enter your CloudCME® login name and password. Both institutional Single Sign-On and non-Single Sign-On CloudCME® account types are supported.

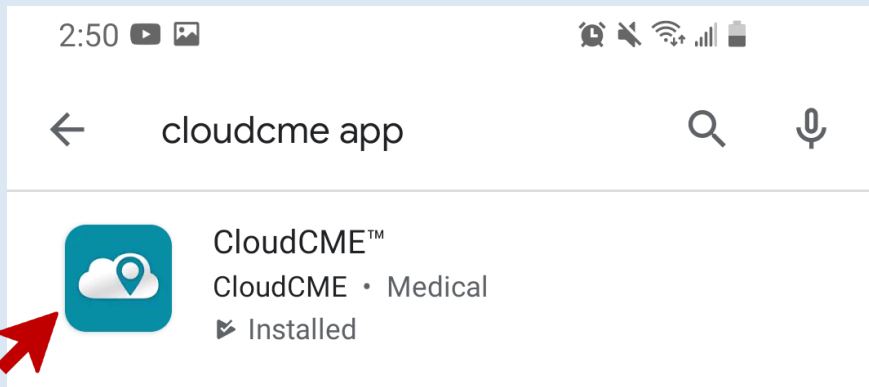
Apple iOS: <https://itunes.apple.com/us/app/cloudcme/id624053130?mt=8>

Google Android: <https://play.google.com/store/apps/details?id=com.multiweb.checkin>

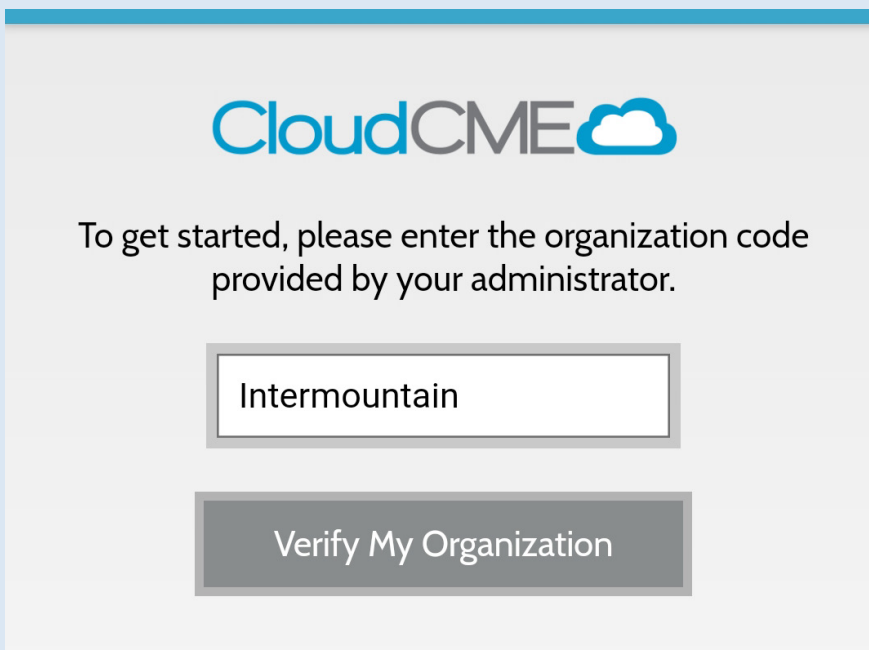
How to use the mobile app

Via CloudCME® App

Step 1: Download App if you have not already

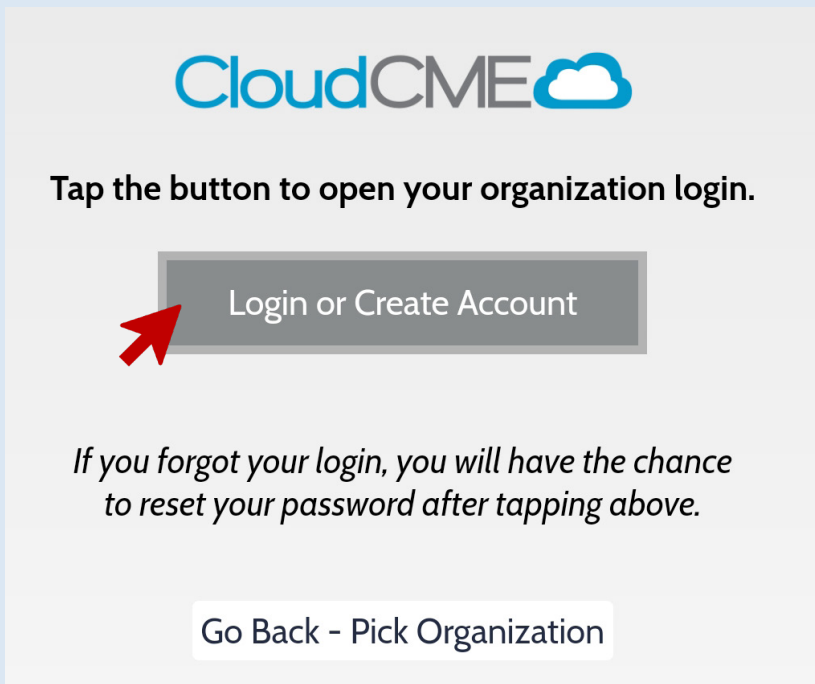


Step 2: Open the app, use organization code {Intermountain}.

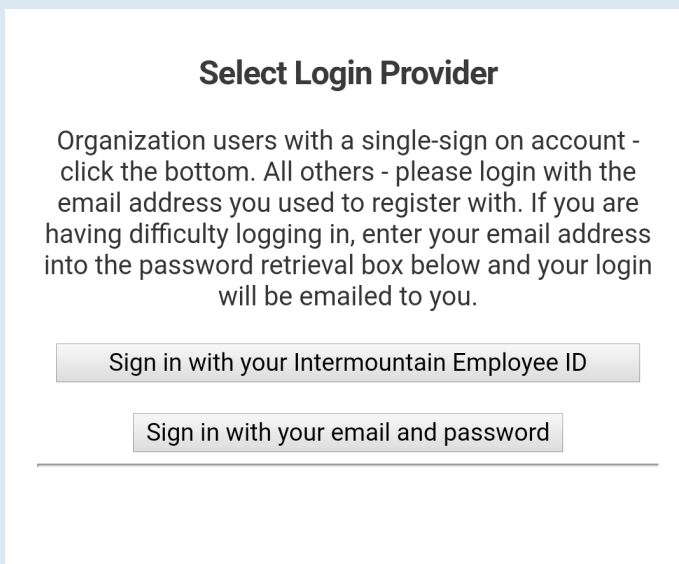


How to use the mobile app

Step 3: Click the Login or Create Account button.



Step 4: Login using your Employee ID **OR** email address and password.



How to use the mobile app

The features that are available in the CloudCME® mobile app are set by your institution.

Your CloudCME® mobile app features may include:

My Profile: Allows you to create and manage your account in CloudCME®.

My Evaluations: Allows you to complete activity evaluations.

My Certificates: Allows you to view, print or email certificates.

My Transcripts: Allows you to view, print or email your transcript.

Online Courses: Allows you to access online activities and complete them.

Syllabus: Allows you to view activity syllabi, view up-loaded presentations and take notes on the displayed presentations.

Calendar: Allows you to view upcoming CE activities.

Scan Attendance: Allows you to record your attendance, when applicable.

Audience Response: Allows you to participate in audience response polls, when applicable.

Faculty: If you serve as faculty to CE activities, this allows you to access and complete your faculty assigned tasks including disclosure of financial relationships.

The mobile app menu may vary depending on your institution's policies.