



Intermountain Healthcare's Accredited Education Learning Management System (LMS)

What: The CloudCME® web portal and phone application allow participants to view and register for upcoming educational activities, complete activity evaluations, take pre/post-tests and download transcripts in real-time. This system offers a more efficient process to claim credit with a code utilizing texting. Participants will be able to upload documentation from other events accredited by other CE providers. Please note accredited education from other institutions will be listed at the bottom of the official Intermountain Healthcare CloudCME® transcript.


Where: <https://intermountain.cloud-cme.com>

How:

1. Create a Profile: navigate to Intermountain Healthcare [CloudCME](#) and select **Sign In** in the top left of the website

- Intermountain Healthcare caregivers click the Intermountain Healthcare Caregiver button to sign in 
- All other caregivers (including affiliated providers and University of Utah caregivers) click on the Non-Intermountain Healthcare Caregiver button 
- Ensure your credentials are entered accurately and completely. If you are asked to teach, your credentials are pulled from your profile

2. Download Application



- Note: First create a profile before downloading and logging into to application
- Download the CloudCME® app from the App Store or Google Play or wherever you download your apps
- To get started, please enter the organization code provided by your administrator, type **Intermountain** then click Verify My Organization

3. Pair Cell Phone

- Text your email address to (844) 989-1332 and save this number for future claim for credit. Please note, you must first create a profile before pairing your phone

4. Claiming Credit

- **Regularly Scheduled Series:** The claim for credit code will be provided by the RSS coordinator at each session. For RSS' you now have 24 hours to use the code to claim credit for the activity.
- **Conferences:** A QR code will be provided which you'll scan using the CloudCME app to mark your attendance at the conference. This must be completed within 2 weeks of attending You'll then need to complete an evaluation to indicate how many credit hours you're claiming.